

## DETERMINATION OF CONDITIONAL ATMOSPHERE TEMPERATURE FOR ENERGY CERTIFICATION OF BUILDINGS

**O.V. Sergeychuk<sup>1</sup> V.L. Martynov<sup>1</sup> O.V. Andropova<sup>1</sup> L.M. Koval<sup>2</sup>**

*1. Department of Architectural Constructions, Kiev National University of Construction and Architecture, Kiev, Ukraine, ovsergeich@i.ua, arx.martynov@gmail.com andropova.ov@knuba.edu.ua*

*2. Department of Graphic Design, National Academy of Culture and Arts Management, Kiev, Ukraine likocolor@gmail.com*

**Abstract-** During the energy certification of buildings, the exchange of long-wave radiation between the building and the environment is taken into account very roughly. However, a more accurate accounting of it will significantly improve the veracity of energy efficiency of the projected building. Construction climatology standards provides data of thermal radiation of the atmosphere and the Earth, but they are not used in the regulatory methodology of accounting of long-wave radiation in the energy certification of buildings. The article proposes a method for calculating the conditional temperature of the atmosphere depending on the vertical angle at which an elementary section of the surrounding space is observed and the use of standards data for calculating the thermal radiation of a building into the atmosphere.

**Keywords:** Thermal Radiation, Sky Temperature, Coefficient of Thermal Radiation.

### 1. INTRODUCTION

Figure 1 shows a diagram of the average heat balance of the system of Space, Atmosphere and Earth. As can be seen from the diagram, long-wave radiation has a very significant intensity. Underestimating it in the design of energy efficient buildings can lead to unsuccessful decisions. A value of the energy brightness of long-wave radiation coming from the elementary part of the sky depends on the thickness of the atmosphere in the direction of this part and the characteristics of the clouds.

The energy brightness of the sky near the horizon is maximum and decreases with height. In addition, the energy facades lighting of buildings is affected by thermal radiation of the earth's surface, which significantly increases it.

In the current methods of calculating the energy efficiency of buildings [1-5] thermal radiation is taken into account depending on the apparent temperature of the atmosphere, which is assumed to be the same for any orientation of the irradiated surface and does not take into account cloud conditions. Therefore, the issue of developing a better methodology for its definition is relevant.

### 2. ANALYSIS OF RECENT RESEARCH AND PUBLICATIONS

Since the 20th century, many researchers have proposed different models of sky temperature [6-9]. Typically, these models cover local weather conditions and study the transfer of thermal radiation only on a horizontal surface.

Article [10] researches influence of sky temperature on the air temperature in the building. It is determined, that rising or decreasing sky temperature by 2°C changes the indoor air temperature in the building by 1°C. Using inaccurate sky temperature input parameters in software to assess the thermal characteristic of buildings, for example, Autodesk Computational Fluid Dynamics (CFD) or EnergyPlus, lead to determining the incorrect indoor air temperature in the building. Rising or decreasing sky temperature by 10 °C gives an error of more than 20% in comparison with real temperature.

In standards methods of calculation [1-3] the additional heat flow emitted by thermal radiation to the atmosphere for the corresponding shell element of the building  $\Phi_r$ ,  $W$ , is determined by Equation (1) [3]:

$$\Phi_r = F_r \cdot R_{se} \cdot U_c \cdot A_c \cdot h_r \cdot \Delta\theta_{er} \quad (1)$$

where,  $F_r$  is the coefficient of form between the element of the building and the sky, which is accepted: 1.0 is for unshaded horizontal roof, 0.5 is for unshaded vertical wall;  $R_s$  is the external thermal surface resistance of the opaque part, m<sup>2</sup>K/W, take 0.043 m<sup>2</sup>K/W;  $U_c$  is thermals coefficient of the opaque part, W/(m<sup>2</sup>K);  $A_c$  is the element projection area, m<sup>2</sup>;  $h_r$  is emitted thermals coefficient of the outer surface, W/(m<sup>2</sup>K);  $\Delta\theta_{er}$  is the average difference between the outdoor air temperature and the imaginary atmosphere temperature, °C, for temperate latitudes take  $\Delta\theta = 11$  K.

Emitted thermals coefficient of the outer surface  $h_r$ , W/(m<sup>2</sup>K), calculated by the Equation (2):

$$h_r = 4\varepsilon\sigma(\theta_{ss} + 273)^3 \quad (2)$$

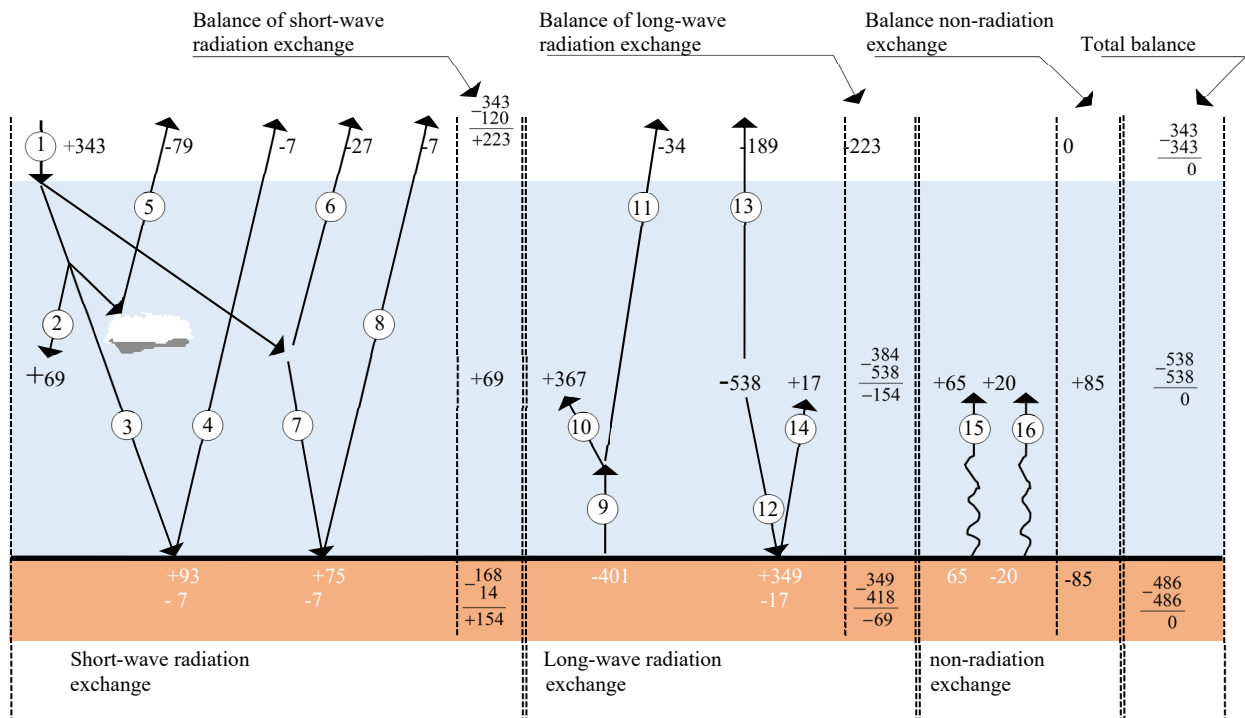


Figure 1. Thermal balance of Space, Atmosphere and Earth system (W/m<sup>2</sup>) [3]:

1- Incoming solar radiation to atmosphere; 2- Solar radiation absorbed by atmosphere; 3- Earth surface insolation; 4- Insolation reflected by the Earth's surface; 5- Solar radiation reflected by clouds; 6- Diffused solar radiation back to Space; 7- Incoming diffused solar radiation to the Earth's surface; 8- Diffused radiation reflected by Earth surface back to Space; 9- Emitted radiation by Earth surface; 10- Earth radiation absorbed by atmosphere; 11- Earth radiation outgoing to Space; 12- Counter radiation; 13- Atmosphere radiation outgoing to Space; 14- Counter radiation reflected by Earth's surface; 15- Earth's heat emanating from its surface during water evaporation; 16- Earth's heat emanating from its surface during thermal conductivity and convection process

where,  $\varepsilon$  is thermal radiation coefficient of the outer surface;  $\sigma$  is the Stefan-Boltzmann constant:  $\sigma = 5.67 \times 10^{-8} \text{ W/(m}^2\text{K}^4)$ ;  $\theta_{ss}$  is arithmetic mean temperature of the surface and atmospheric temperature, °C.

In the first approximation,  $h_r$  is assumed to equal  $5\varepsilon \text{ W/(m}^2\text{K)}$ , which corresponds to an average temperature of 10 °C. According to [9], the value of  $\Delta\theta$  for subpolar latitudes is 9 °C and for tropical 13 °C.

The normative methodology simplified counts the orientation of the receiving surface and the conditions of real clouds. In [11] is presented Applied Software «Atmospheric Radiation», is aimed at solving the problem of optimizing the shape of houses and solving other problems related to the analysis of the radiation flux on surfaces of complex shapes in construction. The model is implemented in the environment of «MATLAB». Structure of the software is shown on Figure 2.

The program "Thermal radiation" calculates the brightness of the long-wave radiation of the atmosphere in an arbitrary direction for different values of meteorological parameters. This makes possible to determine the conditional atmospheric temperature for any direction of radiation.

Currently, software packages for calculating radiation characteristics have been created, such as DISORT [12], FASCODE [13], ECHAM-HOPE [14], IOS "Atmospheric radiation" [15], and other [16, 17].

The well-known program library LIBRADTRAN [18], which is based on individual programs, allows you to

create new computer packages for radiation calculations. All of them require a sufficiently large number of service programs, and more a priori meteorological information. Only highly qualified meteorologists can make calculations using the mentioned programs. Programs are not adapted to the needs of designers in the construction industry.

The influence of climatic parameters of the construction area and the orientation of the outer enclosing surfaces on the energy efficiency of the building is considered in many studies [19-26]. These studies indicate the need for proper consideration of temperature, humidity, cloudiness and other climatic parameters, as well as the orientation of external surfaces in the design of energy-efficient buildings.

### 3. PURPOSE

To propose a method for the analytical determination of the average irradiance of long-wave radiation the calculation period for an arbitrarily oriented in space plane.

Based on the results obtained, develop a method for calculating the sky temperature in an arbitrary direction of observation, which is recommended to be used for the energy certification of buildings.

### 4. METHODS

Methods of computer and geometric modeling of phenomena and processes occurring in the atmosphere, methods of building and building heat engineering, were used.

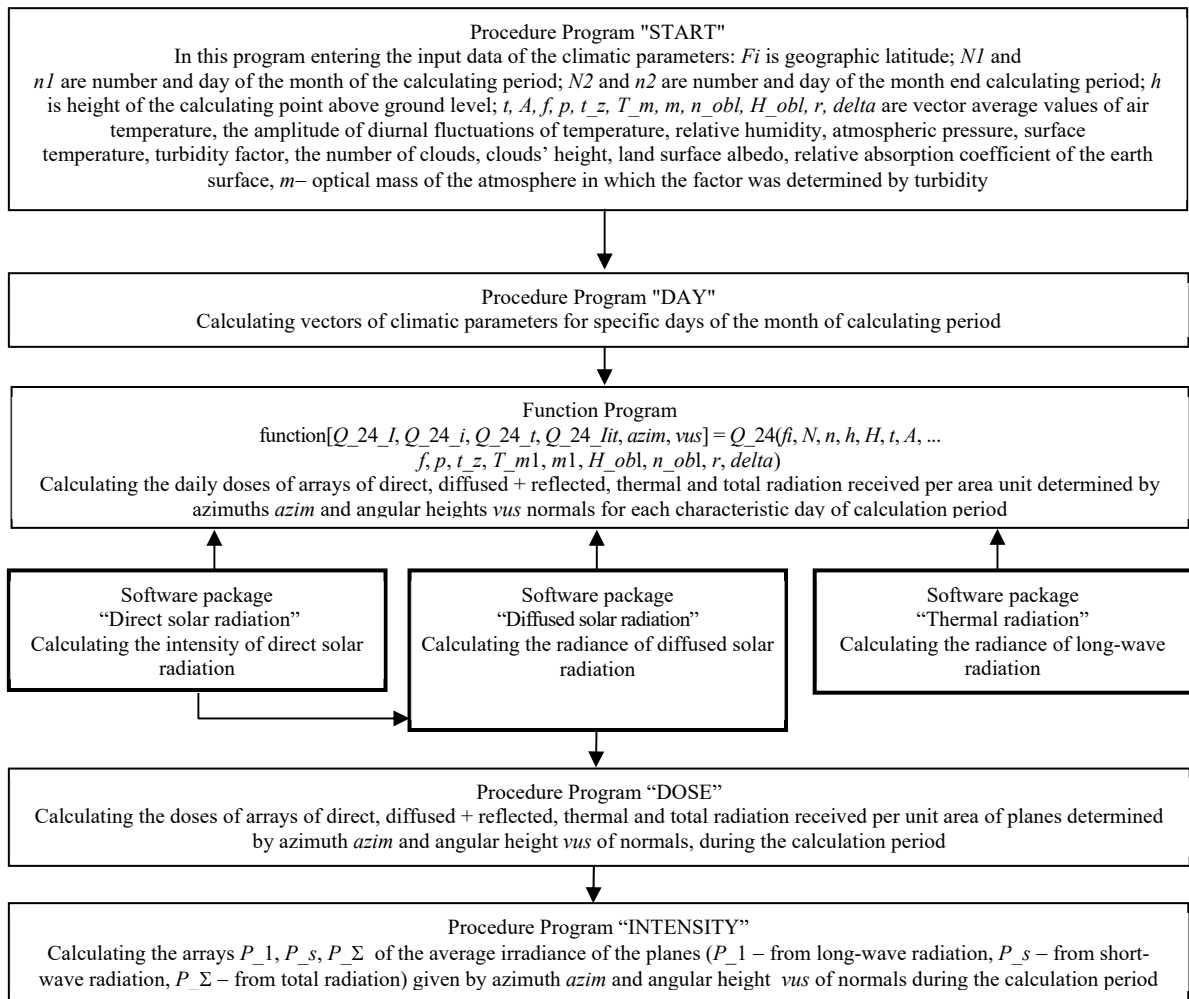


Figure 2. Structure of the PC application software "Atmospheric Radiation"

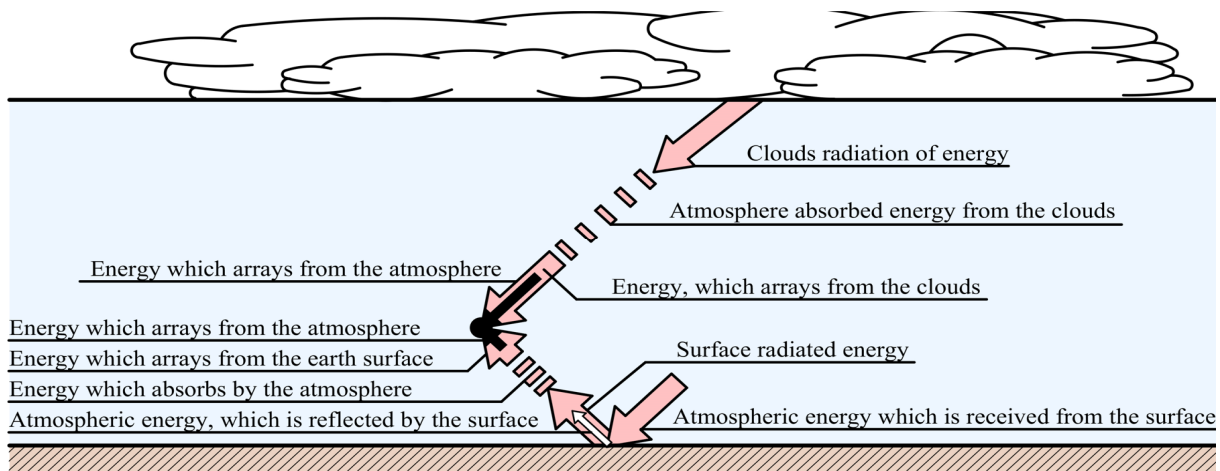


Figure 3. Physical picture of long wave radiation exposure at center of action for overcast sky

### 5. RESULTS

Calculation of the radiance of the long-wave radiation is based on the known integral equations of the transfer of thermal radiation in the atmosphere [27]. However, these equations do not consider the curvature of the atmosphere, causing a significant error in determining the radiance of the atmosphere near the horizon.

Therefore, we clarified and corrected them. For the numerical solution of the equations, it is formulated and justified appropriate assumptions. And on their base the equations of thermal radiation transfer in the atmosphere with a clear sky have been obtained:



In determining the effect of long-wave radiation on the energy efficiency of the building  $\varepsilon_r$  is equal to  $\varepsilon$  the outer surface of the fence. So,

$$R = \varepsilon\sigma\theta^4 \quad (6)$$

where,  $\theta$  is atmosphere temperature, K.

From Equation (6) we obtain:

$$\theta = \sqrt[4]{\frac{R}{\varepsilon\sigma}} \quad (7)$$

To determine the additional heat flux from the enclosing structure of the building due to thermal radiation into the atmosphere  $\Phi_r$ ,  $W$ , can be used Building Climatology standards [29], which provides data on the average monthly amounts of thermal radiation coming to the horizontal and vertical surfaces under clear skies and under average cloud conditions for all regional centers of Ukraine. In this case, in Equation (1) should be taken  $F_r = 1$  regardless of surface orientation.

In difference to the methodology [12-14], the value of the sky temperature significantly depends on the orientation of the surface and clouds presence. For example, for the city of Kiev, the temperature of the atmosphere in January under average cloud cover for a horizontal covering is  $-12.2$  °C, for a vertical wall  $-5.96$  °C, with a clear sky  $-23.9$  °C and  $-10.2$  °C, respectively. According to the existing methodology, this temperature considering the  $F_r$  coefficient for the coating is  $-15.5$  °C, for the wall  $-7.69$  °C, regardless of cloudiness. The mistake of calculation of additional heat flow due to thermal radiation into the atmosphere  $\Phi_r$  for vertical surfaces can exceed 100%. This significantly depends on cloudiness in the construction area.

## 6. SCIENTIFIC NOVELTY AND PRACTICAL SIGNIFICANCE

The exchange of long-wave thermal radiation between the building and the atmosphere significantly affects the energy balance of the building. The proposed method for determining the conditional temperature of the atmosphere makes it possible to consider the orientation of the outer surfaces of the thermal envelope of the building and the actual cloudiness conditions.

Determining the sky temperature according to the prohibited method will increase the reliability of the calculation of energy efficiency of the building during energy certification.

## 7. CONCLUSIONS

Geometric modeling of the processes occurring in the atmosphere made it possible to develop the "Atmospheric Radiation" software. On its basis, it became possible to calculate the doses of thermal radiation that enter an arbitrarily oriented surface with real meteorological parameters. For the purposes of energy certification, a simplified method is proposed for determining the additional heat flux to the enclosing structure during the calculation of thermal radiation into the atmosphere, which uses data from standards.

Determining the temperature of the sky according to the proposed method will increase the reliability of

calculating the energy efficiency of the building during energy certification. Using the Software "Thermal radiation" allows you to calculate the temperature of the atmosphere for an arbitrarily oriented surface under conditions of real cloudiness.

## REFERENCES

- [1] ISO 52016-1:2017, "Energy Performance of Buildings - Energy Needs for Heating and Cooling, Internal Temperatures and Sensible and Latent Heat Loads Part 1", Calculation Procedures. European Committee for Standardization, p. 204, 2017.
- [2] DSTU B EN ISO 13790: 2011, "Energy Performance of Buildings. Calculation of Energy Use for Space Heating and Cooling (EN ISO 13790:2008, IDT)", Ministry of Regional Development of Ukraine, p. 282, Kiev, Ukraine, 2013.
- [3] DSTU B A.2.2-12 2015, "Energy Performance of Buildings. Method for Calculation of Energy Use for Space Heating, Cooling, Ventilation, Lighting and Domestic Hot Water", Ministry of Regional Development of Ukraine, p. 203, Kiev, Ukraine, 2015.
- [4] J. Bilbao, E. Bravo, O. Garcia, C. Varela, M. Rodriguez, P. Gonzalez, "Establishing Performance Standards for Building of Almost Zero Consumption", International Journal on Technical and Physical Problems of Engineering (IJTPE), Issue 17, Vol. 5, No. 4, pp. 134-138, December 2013.
- [5] H. Moradi, A. Abtahi, M. Esfahanian "Optimal Energy Management of a Smart Residential Combined Heat, Cooling and Power", International Journal on Technical and Physical Problems of Engineering (IJTPE), Issue 28, Vol. 8, No. 3, pp. 9-16, September 2016.
- [6] Li M., Y. Jiang, C.F. Coimbra "On the Determination of Atmospheric Longwave Irradiance under all Sky Conditions", Solar Energy, Magazine of Civil Engineering, Vol. 144, No. 6, pp. 40-48, 2022.
- [7] Q. Dai, X. Fang, "A new Model for Atmospheric Radiation under Clear Sky Condition at Various Altitudes", Advances in Space Research, Vol. 54, pp. 1044-1048, 2014.
- [8] J.R. Garratt, "Clear-Sky Longwave Irradiance at the Earth's Surface-Evaluation of Climate Models", Journal of Climate, Vol. 14, No. 7, pp. 1647-1670, 2001.
- [9] S. Fan, A. Raman., "Metamaterials for Radiative Sky Cooling", National Science Review, Vol. 5, pp. 132-133, 2018.
- [10] A. Albatayneh, D. Alterman, A. Page, B. Moghtaderi, "The Significance of Sky Temperature in the Assessment of the Thermal Performance of Buildings", Applied Sciences, Special Issue "Smart and Energy-Efficient Buildings: From Energy Modelling to Applications", Vol. 10, p. 16, 2020.
- [11] O. Sergeychuk, "Geometric Computerized Model "Atmospheric Radiation" for Energy Efficient Construction", Energy Efficiency in Construction and Architecture, KNUBA, Issue 1, pp. 22-28, 2011.
- [12] DISORD Programm, [ftp://climate.gsfc.nasa.gov/pub/wis-combe/Multiple\\_Scatt](ftp://climate.gsfc.nasa.gov/pub/wis-combe/Multiple_Scatt).
- [13] FASCODE Programm, <http://rtweb.aer.com>.

[14] G. Myhailov, V. Parhomenko, N. Tuchkova "Data Preparation and Implementation of the Global Climate Model ECHAM-HOPE on a Multiprocessor Cluster of the CCRAS", Applied Mathematics, p. 40, 2005.

[15] A. Privezenem, K. Firsov, S. Sakerin, "Development of an Information-Computing System "Atmospheric Radiation", Accessible in the Internet", Calculation and modeling Information Systems for Environmental Studies, Vinity, pp. 50-54, 2006.

[16] Y. Derimian, O. Dubovik, X. Huang, "Comprehensive Tool for Calculation of Radiative Fluxes: Illustration of Shortwave Aerosol Radiative Effect Sensitivities to the Details in Aerosol and Underlying Surface Characteristics", Atmosphere Chemical Physics, Vol. 16, pp. 5763-5780, 2016.

[17] H. Terada, H. Nagai, A. Tanaka, "Atmospheric-Dispersion Database System that can Immediately Provide Calculation Results for Various Source Term and Meteorological Conditions", Journal of Nuclear Science and Technology, Vol. 57, No. 6, pp. 745-754, 2020.

[18] B. Mayer, A. Kylling, "The LibRadtran software package for radiative transfer calculations – description and examples of use", Atmosphere Chemical Physics, Vol. 5, p. 1855-1877, 2005.

[19] O.V. Sergeychuk, O.V. Andropova, Y.V. Kozak, E.N. Scherbakova, "Features of Regulations and Calculation of Overheating from Solar Radiation by Using Solar Maps", International Journal on Technical and Physical Problems of Engineering (IJTPE), Issue 50, Vol. 14, No. 1, pp. 95-102, March 2022.

[20] S. Shapoval, I. Venhryn, K. Kozak, H. Klymenko, "Clarification of Thermal Characteristics of the Solar Collector Integrated into Transparent Facade", Lecture Notes in Civil Engineering, EcoComfort, Vol. 100, pp. 402-408, 2020.

[21] M. Ulewicz, V. Zhelykh, Y. Furdas, K. Kozak, "Assessment of the Economic Feasibility of Using Alternative Energy Sources in Ukraine", Lecture Notes in Civil Engineering, EcoComfort, Vol. 100, pp. 482-489, 2020.

[22] V. Zhelykh, P. Shapoval, S. Shapoval, M. Kasynets, "Influence of Orientation of Buildings Facades on the Level of Solar Energy Supply to Them", Lecture Notes in Civil Engineering, EcoComfort, Vol. 100, pp. 499-504, 2020.

[23] L. Bellia, C. Marino, F. Minichiello, A. Pedace, "An Overview on Solar Shading Systems for Buildings", Energy Procedia, Vol. 62, pp. 309-317, 2014.

[24] P. Rajagopal, "Design of Shading Devices to Achieve Visual Comfort and Reduce Energy Consumption: A Literature Review", National Conference on Recent Trends in Architecture and Civil Engineering Towards Energy Efficient and Sustainable Development, At: Tiruchirappalli, India, 2019. [www.researchgate.net/publication/354209496\\_Design\\_of\\_Shading\\_Devices\\_to\\_Achieve\\_Visual\\_Comfort\\_and\\_Reduce\\_Energy\\_Consumption\\_A\\_Literature\\_Review](http://www.researchgate.net/publication/354209496_Design_of_Shading_Devices_to_Achieve_Visual_Comfort_and_Reduce_Energy_Consumption_A_Literature_Review)

[25] A.A. Freewan, "Impact of External Shading Devices on Thermal and Daylighting Performance of Offices in

Hot Climate Regions", Solar Energy, Vol. 102, pp. 14-30, 2014.

[26] A.A. Freewan, "Developing Daylight Devices Matrix with Special Integration with Building Design Process", Sustainable Cities and Society, Vol. 15, pp. 144-152, 2015.

[27] K.Y. Kondratyev, "Radiative Heat Transfer in the Atmosphere", P.N. Tverskoy (Ed.), Hydro Meteorological Publishing House, p. 421, Leningrad, Russia, 1956.

[28] L. Martinson, E. Smirnov, "Quantum Physics", Published by the Moscow State Technical University, N.E. Bauman, p. 496, Russia, 2004.

[29] DSTU-N B B.1.1-27: 2010, "Protection Against the Dangerous Geological Processes, Harmful Operational Influences, Against the Fire", Building Climatology, Ministry of Regional Development of Ukraine, p. 127, Kiev, Ukraine, 2011.

## BIOGRAPHIES



**Name:** Oleg  
**Middle Name:** Vasylyovych  
**Surname:** Sergeychuk  
**Birthday:** 25.05.1953  
**Birth Place:** Ovruch, Ukraine  
**Bachelor:** Architecture, Architecture Faculty, Kiev Engineer Building Institute,

Kiev, Ukraine, 1974  
**Master:** Architecture, Architecture Faculty, Kiev Engineer Building Institute, Kiev, Ukraine, 1976  
**Ph.D.:** Computer-Aided Design Systems and Automation Pre-production, Department of Architectural Constructions, Architecture Faculty, Kiev Engineer Building Institute, Kiev, Ukraine, 1979  
**Doctorate:** Full Doctor of Technical Sciences, Applied Geometry, Engineering Graphics, Department of Architectural Constructions, Architecture Faculty, Kiev National University of Construction and Architecture, Kiev, Ukraine, 2009  
**The Last Scientific Position:** Prof., Department of Architectural Constructions, Architecture Faculty, Kiev National University of Construction and Architecture, Kiev, Ukraine, Since 2011  
**Research Interests:** Building Physics, Energy Efficient Buildings, Solar Energy, Creation of Building Codes for Energy Efficiency  
**Scientific Publications:** 202 Papers, 10 Books, 8 Patents, 30 National Building Standards, 62 Projects  
**Scientific Memberships:** National Academy of Higher Education of Sciences of Ukraine, Ukrainian Academy of Architecture



**Name:** Viacheslav  
**Middle Name:** Leonidovych  
**Surname:** Martynov  
**Birthday:** 15.04.1962  
**Birth Place:** Poltava, Ukraine  
**Bachelor:** Architecture, Architecture Faculty, Poltava Civil Engineering Institute, Poltava, Ukraine, 1982

Master: Architecture, Architecture Faculty, Poltava Civil Engineering Institute, Poltava, Ukraine, 1984

Ph.D.: Applied Geometry, Engineering Graphics, Department of Architectural Constructions, Architecture Faculty, Kiev Engineer Building Institute, Kiev, Ukraine, 1993

Doctorate: Full Doctor of Technical Sciences, Applied Geometry, Engineering Graphics, Department of Architectural Constructions, Architecture Faculty, Kiev National University of Construction and Architecture, Kiev, Ukraine, 2015

The Last Scientific Position: Prof., Department of Architectural Constructions, Architecture Faculty, Kiev National University of Construction and Architecture, Kiev, Ukraine, Since 2017

Research Interests: Building Physics, Energy Efficient Buildings, Solar Energy

Scientific Publications: 169 Papers, 4 Monography, 3 Books, 11 Theses, 3 National Building Standards, 12 Projects

Scientific Memberships: National Academy of Higher Education of Sciences of Ukraine, National Union of Architects of Ukraine



Name: **Olga**

Middle Name: **Volodymyrivna**

Surname: **Andropova**

Birthday: 21.07.1983

Birth place: Kiev, Ukraine

Bachelor: Architecture Building and Construction, Bachelor of Architecture,

Architecture Faculty, Kiev National University of Construction and Architecture, Kiev, Ukraine, 2002

Master: Architecture Building and Construction, Master of Architecture, Architecture Faculty, Kiev National University of Construction and Architecture, Kiev, Ukraine, 2006

Ph.D.: Applied Geometry, Engineering Graphics, Department of Architectural Constructions, Architecture Faculty, Kiev National University of Construction and Architecture, Kiev, Ukraine, 2021

The Last Scientific Position: Assoc. Prof., Department of Architectural Constructions, Architecture Faculty, Kiev National University of Construction and Architecture, Kiev, Ukraine, Since 2021

Research Interests: Architecture Construction, Energy Efficient Buildings, Solar Energy, Applied Geometry

Scientific Publications: 49 Papers, 1 Books, 11 Theses, 1 National Building Standards, 30 Project

Scientific Memberships: Ukrainian Association for Applied Geometry



Name: **Lidiia**

Middle Name: **Mykhailivna**

Surname: **Koval**

Birthday: 18.08.1984

Birth Place: Zaporizhzhia, Ukraine

Bachelor: Industrial Design, Zaporizhzhia Electrotechnical College,

Zaporizhzhia, Ukraine, 2003

Master: Industrial Design, Department of Design, Faculty of Humanities, Zaporizhzhia National Technical University, Zaporizhzhia, Ukraine, 2007

Ph.D.: Design, Department of Design, Faculty of Environment design, Kharkiv State Academy of Design and Fine Arts, Kharkiv, Ukraine, 2012

Doctorate: Full Doctor of Technical Sciences, Technical Aesthetics, Full Doctor of Technical Sciences, Department of Architectural Constructions, Faculty of Architecture, Kiev National University of Construction and Architecture, Kiev, Ukraine, 2021

The Last Scientific Position: Assoc. Prof., head at the Department of Graphic Design, Faculty of Design and advertising, National Academy of Culture and Arts Management, Kiev, Ukraine, Since 2021

Research Interests: Energy Efficient Light, Lighting of Indoor and Built Environment, LED-Technologies as a Means Lighting Design

Scientific Publications: 37 Papers, 1 Book, 8 Patents, 35 Theses

Scientific Memberships: National Academy of Higher Education of Sciences of Ukraine